

Teo Treloar

A Void A Maze

Worksheet for High School Students

Student Name: _____

WOLLONGONG
ART GALLERY

Corner Kembla & Burelli streets Wollongong
Locked Bag 8821 Wollongong DC NSW 2500
phone 02 4227 8500
email galleries@wollongong.nsw.gov.au
web wollongongartgallery.au
Wollongong Art Gallery is a service of Wollongong City Council
ABN 32 054 892 885


wollongong
city of innovation

Teo Treloar: A Void A Maze

Curated by Daniel Mudie Cunningham

5 April - 29 June

A Void A Maze brings together drawings created over the last two decades by Wollongong-based artist Teo Treloar. In his finely rendered graphite drawings, a floating solitary male figure frequently appears as the artist's ongoing existential emblem of alienation and paranoia. A captain of bureaucracy, this anonymous everyman is held captive by the labyrinthine system he governs and controls.

A Void A Maze includes as its centrepiece, *Journal archive*, a collection of sketchbooks that have been stitched together as each one is completed. The ultimate artist's book, this capsule of drawings and its accompanying print edition was recently acquired by Wollongong Art Gallery, offering us a rare glimpse into the artist's process and private world.

Question 1

Subjective Viewpoint

Find this artwork




Image: *The wilful embrace of ignorance #3*, 2022, graphite pencil on 640gsm, Fabiana Artistico, 10 x 13 cm. Collection of Wollongong Art Gallery. Donated by the artist through the Australian Government's Cultural Gifts program 2025.

Curator, Daniel Mudie Cunningham writes:

Treloar's protagonist is a symbol of containment, a "middle-man of history," as he describes—a figure of privilege, yet ultimately forgettable. This faceless man is paradoxically both in control and controlled; he governs his environment while being rendered immobile within it. The constraints placed upon him mirror the perceived immovability of bureaucracy, a metaphor that Treloar employs to articulate his own struggles with mental health.

With the above statement in mind, answer the following questions.

How could the artist have felt during the process of making this artwork?

What is your individual interpretation of the artwork? What does the artwork mean to you?

Question 2

Structural Viewpoint & Artist Practice

Find the following artwork:




Image: *Still*, 2023, graphite pencil on Fabriano hot pressed paper, 63 x 81 cm. Kedumba collection.
Photography: Silversalt

Curator, Daniel Mudie Cunningham writes:

Each of Treloar's drawings is a study in (and product of) intense durational labour; a single work can take hundreds of hours to complete. Like an iterative set of puzzles, Treloar's practice is an exercise in problem solving, where the chaos of life is configured as a looping and suspended situation. This is a world where the maze of the mind creates shapes and makes marks of the void.

With the above statement in mind, answer the following questions.

Artist Practice

Analyse how the artist has communicated their conceptual intentions to audiences through their material choices and actions?

Structural Viewpoint

What signs or symbols can you identify in this work? Interpret and decode their meanings.

Question 3

Artist Practice

Find this artwork



Image: *Journal archive*, 1999 – 2023, journals, paper, mixed media, tape, thread. 23 x 22 x 18 cm. Collection Wollongong Art Gallery. Purchased 2024.

Curator, Daniel Mudie Cunningham writes:

Journal archive offers a counterpoint to the rigid precision of his graphite drawings. While his primary body of work adheres to a strict visual language, the journal serves as an experimental space where ideas can evolve more fluidly. The journal, spanning many years, began as a necessity—created from discarded books at Sydney College of the Arts—but quickly took on a life of its own. It became a sculptural object, expanding as he added to it, an entity in which process became as significant as outcome.

With the above statement in mind, answer the following questions.


Describe the function of the artist's journal in relation to the process of experimentation and reflection.

Look through the printed journal pages in the vitrines and list the many types of media experiments the artist investigated through his journal entries.

Question 4

Drawing Activity

Choose your favourite drawing in this exhibition and draw a section of it. Focus on tone, shape and line.



Using the mud map and record the title of the artwork you have based your drawing from:
